
	<b>MRI/ULTRASOUND/CTSCAN/X'RAY EKG (ECG)/MAMMOGRAM TEST INSTRUCTIONS AND TAT</b>		<b>Filename: MF-JMS-026</b>
	<b>Revision: 01</b>	<b>Author(s): Marion/Rosemary</b>	<b>Issue Date: 26.11.2020</b>
<b>Description</b>	<b>Special instructions / Comments</b>	<b>Requirement</b>	


## CT-SCAN

CT BRAIN	No Artificial Hair should be worn	Doctor's request with history
CT ANGIOGRAPHY OF THE BRAIN	No Artificial Hair should be worn	Doctor's request with history
CT FACIAL BONES		Doctor's request with history
CT FACIAL BONES/SOFT TISSUE PRE AND POST		Doctor's request with history
CT ORBITS		Doctor's request with history
CT SINUSES	No Artificial Hair should be worn	Doctor's request with history
CT MANDIBLE		Doctor's request with history
CT DENTAL IMPLANTS IN MANDIBLE		Doctor's request with history
CT MASTOIDS		Doctor's request with history
CT INTERNAL AUDITORY CANAL		Doctor's request with history
CT SOFT TISSUE OF THE NECK		Doctor's request with history

	<b>MRI/ULTRASOUND/CTSCAN/X'RAY EKG (ECG)/MAMMOGRAM TEST INSTRUCTIONS AND TAT</b>		<b>Filename: MF-JMS-026</b>
	<b>Revision: 01</b>	<b>Author(s): Marion/Rosemary</b>	<b>Issue Date: 26.11.2020</b>
<b>Description</b>	<b>Special instructions / Comments</b>	<b>Requirement</b>	


## CT-SCAN

CT ANGIOGRAPHY OF THE NECK		Doctor's request with history
CT ANGIOGRAPHY EXTRA CRANIAL VESSELS		Doctor's request with history
CT ANGIO EXT/INT CRANIAL NECK & BRAIN		Doctor's request with history
CT CHEST	Client is required not to eat for 4 hours	Doctor's request with history
CT CHEST FOR PULMONARY EMBOLISM		Doctor's request with history
CT CHEST FOR PUL EMBO WITH CT VENOGRAM		Doctor's request with history
CT ANGIOGRAPHY AORTA AND BRANCHES		Doctor's request with history
CT THORACIC AND ABD AORTA AND BRANCHES		Doctor's request with history
CT ANGIOGRAPHY PULMONARY VASCULATURE		Doctor's request with history

 <b>JAHMALE</b> MEDICAL SOLUTIONS <small>Your Health Matters</small>	<b>MRI/ULTRASOUND/CTSCAN/X'RAY          EKG (ECG)/MAMMOGRAM TEST          INSTRUCTIONS AND TAT</b>		<b>Filename: MF-JMS-026</b>
	<b>Revision: 01</b>	<b>Author(s):</b> Marion/Rosemary	<b>Issue Date: 26.11.2020</b>
<b>Description</b>	<b>Special instructions / Comments</b>		<b>Requirement</b>


## CT-SCAN

CT CARDIAC/CORONARY ANGIOGRAPHY		Doctor's request with history
CT ABDOMEN	Client is required to not eat for 4 hours	Doctor's request with history
CT BONY PELVIS	Client is required to not eat for 4 hours	Doctor's request with history
CT PELVIS WITH CONTRAST	Client is required to not eat for 4 hours	Doctor's request with history
CT ABDOMEN AND PELVIS	Client is required to not eat for 4 hours	Doctor's request with history
CT BASE OF SKULL TO SYMPHYSIS PUBIS	No Artificial Hair should be worn	Doctor's request with history
CT VIRTUAL COLONOSCOPY		Doctor's request with history
CT IVP		Doctor's request with history
CT RENAL TRACT FOR A STONE		Doctor's request with history

 <b>JAHMALE</b> MEDICAL SOLUTIONS <small>Your Health Matters</small>	<b>MRI/ULTRASOUND/CTSCAN/X'RAY          EKG (ECG)/MAMMOGRAM TEST          INSTRUCTIONS AND TAT</b>		<b>Filename: MF-JMS-026</b>
	<b>Revision: 01</b>	<b>Author(s):</b> Marion/Rosemary	<b>Issue Date: 26.11.2020</b>
<b>Description</b>	<b>Special instructions / Comments</b>		<b>Requirement</b>


## CT-SCAN

CT CERVICAL SPINE		Doctor's request with history
CT THORACIC SPINE		Doctor's request with history
CT LUMBAR SPINE		Doctor's request with history
CT SACRUM		Doctor's request with history
CT UPPER LIMBS		Doctor's request with history
CT ANGIOGRAPHY UPPER LIMB		Doctor's request with history
CT SHOULDER JOINT		Doctor's request with history
CT ELBOW		Doctor's request with history

	<b>MRI/ULTRASOUND/CTSCAN/X'RAY EKG (ECG)/MAMMOGRAM TEST INSTRUCTIONS AND TAT</b>		<b>Filename: MF-JMS-026</b>
	<b>Revision: 01</b>	<b>Author(s): Marion/Rosemary</b>	<b>Issue Date: 26.11.2020</b>
<b>Description</b>	<b>Special instructions / Comments</b>	<b>Requirement</b>	


## CT-SCAN

CT FOREARM		Doctor's request with history
CT WRIST AND HAND		Doctor's request with history
CT LOWER LIMB		Doctor's request with history
CT ANGIOGRAPHY OF THE LOWER LIMB		Doctor's request with history
CT ANGIO ABDOMINAL AORTA & LOWER LIMBS		Doctor's request with history
CT FEMUR		Doctor's request with history
CT KNEE		Doctor's request with history
CT LOWER LEG		Doctor's request with history
CT ANKLE/FOOT		Doctor's request with history
CT LIVER TRIPLE PHASE		Doctor's request with history

 <b>JAHMALE</b> MEDICAL SOLUTIONS <small>Your Health Matters</small>	<b>MRI/ULTRASOUND/CTSCAN/X'RAY          EKG (ECG)/MAMMOGRAM TEST          INSTRUCTIONS AND TAT</b>		<b>Filename: MF-JMS-026</b>
	<b>Revision: 01</b>	<b>Author(s):</b> Marion/Rosemary	<b>Issue Date: 26.11.2020</b>
<b>Description</b>	<b>Special instructions / Comments</b>		<b>Requirement</b>

## MRI

MRI Cervical spine		Doctor's request with history
MRI Brachial plexus		Doctor's request with history
MRI Thoracic spine		Doctor's request with history
MRI Lumbar spine		Doctor's request with history
MRI Thoracic & Lumbar spine/Cervical Spine		Doctor's request with history
MRI Soft tissue neck		Doctor's request with history
MRI Pelvis only		Doctor's request with history
MRI Left Shoulder		Doctor's request with history
MRI Right Shoulder		Doctor's request with history
MRI Left Elbow		Doctor's request with history

	<b>MRI/ULTRASOUND/CTSCAN/X'RAY EKG (ECG)/MAMMOGRAM TEST INSTRUCTIONS AND TAT</b>		<b>Filename: MF-JMS-026</b>
	<b>Revision: 01</b>	<b>Author(s): Marion/Rosemary</b>	<b>Issue Date: 26.11.2020</b>
<b>Description</b>	<b>Special instructions / Comments</b>		<b>Requirement</b>

## MRI

MRI Right Elbow		Doctor's request with history
MRI Left Wrist/Hand		Doctor's request with history
MRI Right Wrist/Hand		Doctor's request with history
MRI Right Knee		Doctor's request with history
MRI Left knee		Doctor's request with history
MRI Left Ankle		Doctor's request with history
MRI Right Ankle		Doctor's request with history
MRI Left Foot		Doctor's request with history
MRI Right Foot		Doctor's request with history

**MRI/ULTRASOUND/CTSCAN/X'RAY  
EKG (ECG)/MAMMOGRAM TEST  
INSTRUCTIONS AND TAT**

**Filename: MF-JMS-026**

**Revision: 01**

**Author(s):**  
Marion/Rosemary


**Issue Date: 26.11.2020**

Description	Special instructions / Comments	Requirement
-------------	---------------------------------	-------------

**ULTRASOUND**


ABDOMEN	Fast for 5 hours	
ABDOMEN & PELVIS	Fast for 5 hours	
BREAST		
DOPPLER ONE PART		
NECK		
OBSTETRIC	Take enough fluid – About 1.5 L of water	
OBSTETRIC ANOMALY		
OBSTETRIC 3D		
PELVIS	Take enough fluid – About 1.5 L of water	



	<b>MRI/ULTRASOUND/CTSCAN/X'RAY EKG (ECG)/MAMMOGRAM TEST INSTRUCTIONS AND TAT</b>		<b>Filename: MF-JMS-026</b>
	<b>Revision: 01</b>	<b>Author(s): Marion/Rosemary</b>	<b>Issue Date: 26.11.2020</b>
<b>Description</b>	<b>Special instructions / Comments</b>	<b>Requirement</b>	


## ULTRASOUND

SCROTAL		
SMALL PARTS		
PROSTRATE	Take enough fluid – About 1.5 L of water	

 <b>JAHMALE</b> MEDICAL SOLUTIONS <small>Your Health Matters</small>	<b>MRI/ULTRASOUND/CTSCAN/X'RAY          EKG (ECG)/MAMMOGRAM TEST          INSTRUCTIONS AND TAT</b>		<b>Filename: MF-JMS-026</b>
	<b>Revision: 01</b>	<b>Author(s):</b> Marion/Rosemary	<b>Issue Date: 26.11.2020</b>
<b>Description</b>	<b>Special instructions / Comments</b>	<b>Requirement</b>	


## X'RAY

SKULL	No Artificial Hair should be worn	Doctor's request with history
ORBITS		Doctor's request with history
ARM		Doctor's request with history
MASTOIDS		Doctor's request with history
FACIAL BONES		Doctor's request with history
SINUSES	No Artificial Hair should be worn	Doctor's request with history
NECK SOFT TISSUE		Doctor's request with history
CERVICAL SPINE		Doctor's request with history

 <b>JAHMALE</b> MEDICAL SOLUTIONS <small>Your Health Matters</small>	<b>MRI/ULTRASOUND/CTSCAN/X'RAY          EKG (ECG)/MAMMOGRAM TEST          INSTRUCTIONS AND TAT</b>		<b>Filename: MF-JMS-026</b>
	<b>Revision: 01</b>	<b>Author(s):</b> Marion/Rosemary	<b>Issue Date: 26.11.2020</b>
<b>Description</b>	<b>Special instructions / Comments</b>		<b>Requirement</b>


## X'RAY

THORACIC SPINE		Doctor's request with history
LUMBAR SPINE		Doctor's request with history
SACRUM-COCCYX		Doctor's request with history
SHOULDER		Doctor's request with history
HUMERUS		Doctor's request with history
ELBOW		Doctor's request with history
FOREARM		Doctor's request with history
WRIST		Doctor's request with history
HAND		Doctor's request with history

	<b>MRI/ULTRASOUND/CTSCAN/X'RAY EKG (ECG)/MAMMOGRAM TEST INSTRUCTIONS AND TAT</b>		<b>Filename: MF-JMS-026</b>
	<b>Revision: 01</b>	<b>Author(s): Marion/Rosemary</b>	<b>Issue Date: 26.11.2020</b>
Description	Special instructions / Comments		Requirement

## X'RAY

FINGER		Doctor's request with history
CHEST		Doctor's request with history
STERNUM		Doctor's request with history
ABDOMEN		Doctor's request with history
PELVIS		Doctor's request with history
FEMUR		Doctor's request with history
KNEE		Doctor's request with history
TIB & FIB		Doctor's request with history
ANKLE		Doctor's request with history

	<b>MRI/ULTRASOUND/CTSCAN/X'RAY EKG (ECG)/MAMMOGRAM TEST INSTRUCTIONS AND TAT</b>		<b>Filename: MF-JMS-026</b>
	<b>Revision: 01</b>	<b>Author(s): Marion/Rosemary</b>	<b>Issue Date: 26.11.2020</b>
<b>Description</b>	<b>Special instructions / Comments</b>	<b>Requirement</b>	


## X'RAY

<b>FOOT</b>		Doctor's request with history
<b>CHEST PA &amp; LATERAL</b>		Doctor's request with history
<b>Dyanimic View (Flexion &amp; Extension)</b>		Doctor's request with history

<b>MAMMOGRAM</b>	No deodorant/powder in armpit. A skirt and blouse/top is preferable	
<b>EKG (ECG)</b>	A skirt and blouse/top is preferable	

### NOTE: CT-SCAN AND MRI

Depending on the client's history, a contrast agent will be introduced into the patient for better images or delineating of the interested structures. All CT-SCAN contrast cases above 18 years must do creatinine.

 <p><b>JAHMALE</b> MEDICAL SOLUTIONS</p>	<b>MRI/ULTRASOUND/CTSCAN/X'RAY EKG (ECG)/MAMMOGRAM TEST INSTRUCTIONS AND TAT</b>		<b>Filename: MF-JMS-026</b>
	<b>Revision:</b> 01	<b>Author(s):</b> Marion/Rosemary	<b>Issue Date:</b> 26.11.2020
<b>Description</b>	<b>Special instructions / Comments</b>		<b>Requirement</b>

COPY